

## Dados adaptadores

12.7 mm  
**1/2"**

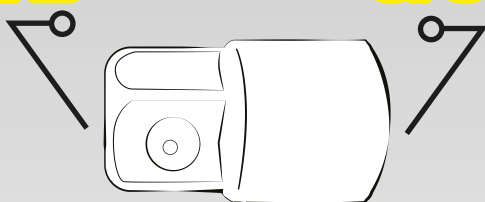
*a*

9.52 mm  
**3/8"**

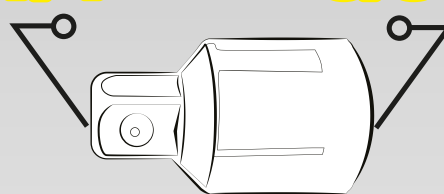
6.35 mm  
**1/4"**

*a*

9.52 mm  
**3/8"**



**MOD: DA-5038**



**MOD: DA-2538**

9.52 mm  
**3/8"**

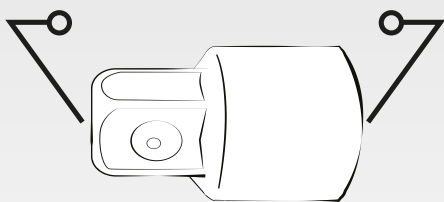
*a*

12.7 mm  
**1/2"**

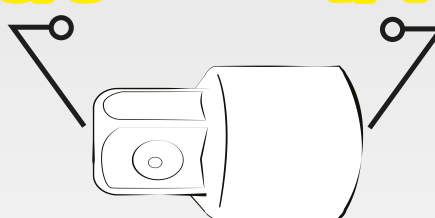
9.52 mm  
**3/8"**

*a*

6.35 mm  
**1/4"**



**MOD: DA-3850**



**MOD: DA-3825**



- ACERO AL CROMO VANADIO ACABADO ESPEJO
- SISTEMA DE FIJACIÓN
- MAQUINADO DE ALTA PRECISIÓN

**CABALLETE**



MODELO:	EAN 13:	MEDIDA INDIV:	INNER:	MASTER:	PZAS X CAJ:	PESO (kg):
DA-3850	7501081010986	2.2 x 10 x 4.7 cm	10.1 x 9.3 x 4 cm	40.2 x 22.2 x 32.1 cm	6 / 336	0.38 / 21
DA-5038	7501081010993	1.8 x 10.1 x 4.9 cm	9.6 x 9 x 3.7 cm	39 x 31.3 x 26 cm	6 / 432	0.35 / 25
DA-2538	7501081011006	1.7 x 9.1 x 4.7 cm	8.8 x 8.5 x 3.5 cm	37 x 28.9 x 23 cm	6 / 432	0.21 / 15
DA-3825	7501081011013	1.2 x 8.9 x 4.9 cm	8.5 x 8 x 3 cm	35 x 28 x 20 cm	6 / 432	0.19 / 14

**GARANTÍA • SERVICIO • REFACCIONES**

**2 AÑOS  
DE  
GARANTÍA**

